

Committed To Custom



Barley
BRAND

Twenty
Ten

Everyday we come to work and dream up new parts, new ways to look at old parts and new places to ride. Motorcycles are not just a job, or a hobby or something to do on the weekends, but rather something ingrained in the very fiber of who we are. We grew up on two wheels and have never looked back. It's that level of full throttle passion for all things motorcycle that drives us to create the parts you see in this catalog, at your dealer and on the road. With that in mind, we offer our new for 2010 collection and the hope that you are inspired to look at your bike for more than what it is, but for what it can be and where it can take you. We are Burly Brand and we are Committed to Custom. Are you?

DAVID ZEMLA
BRAND MANAGER
BURLY BRAND





Slammer Kit



Slammer Kit



14" Apes



13" Bagger Apes





SLAMMER KITS

We've combined our dropped fork springs and stubby 10.5" shocks into a very price friendly package. Not enough for you? Well, forget everything you know about lowering front ends, as Burly has created a lowering spring kit that does not require the disassembly of the fork and can be installed in twenty minutes with the forks still on the bike (Dyna & Sporty)! In fact, the entire Slammer kit is set up to go from box to bike in under an hour on most models with just basic tools.

- ✕ B28-1000 Slammer kit for Sportster® 1988-2003 (chrome shocks)
- ✕ B28-1001 Slammer kit for Sportster® 2004-2010 (chrome shocks)
- ✕ B28-1001B Slammer kit for Sportster® 2004-2010 (black shocks)
- ✕ B28-1002 Slammer kit for Dyna® 1991-2005 (chrome shocks)
- ✕ B28-1003 Slammer kit for Dyna® 2006-2010 (chrome shocks)
- ✕ B28-1004 Slammer kit for Touring Models 1980-2010 (chrome shocks)
- ✕ B28-1005 Slammer kit for Softail® Models 1989-1999 (chrome shocks)
- ✕ B28-1006 Slammer kit for Softail® Models 2000-2010 (chrome shocks)*

*Except 07 FXSTD and 05-10 FLSTN

- ✕ Complete lowering kit in one box!
- ✕ DOES NOT require disassembly of fork legs!
- ✕ 10.5" shocks lower rear up to 2.5"
- ✕ Fork springs lower front end up to 2"
- ✕ Sportster, Dyna, Softail & Touring Applications!
- ✕ MSRP \$ 299.95



SLAMMER SHOCKS

Made famous by the Burly Slammer Kits, the stubby Burly shocks are now available on their own! Measuring in at only 10.5" eye to eye, they live up to their name, but will not allow tire/fender contact and are preload adjustable to allow for fine tuning to your weight. Available in black or chrome for Sportster and Dyna models.



New for
2010

- ✕ B28-1200 Slammer SHOCKS for Sportster 1988-2003 (chrome)
- ✕ B28-1200B Slammer SHOCKS for Sportster 1988-2003 (black)
- ✕ B28-1201 Slammer SHOCKS for Sportster 2004-2010 (chrome)
- ✕ B28-1201B Slammer SHOCKS for Sportster 2004-2010 (black)
- ✕ B28-1202 Slammer SHOCKS for Dyna 1991-2010 (chrome)
- ✕ B28-1202B Slammer SHOCKS for Dyna 1991-2010 (black)

MSRP \$199.95



LOWERED FORK SPRINGS



✂ Burly Brand Lowered Fork Spring Kits

Easy installation. Progressively wound springs deliver a compliant ride, yet resists bottoming. Kit allows for 1" or 2" drop and tunable preload.

NOTES:

1 = Does not fit Springer models

2 = Shortens forks 1.50". Does not fit FLST Springer models

3 = Shortens FLST front ends 1" only.

4 = Does not fit 02-07 FLHT/FLTR/FLHX/FLHRS models

5 = Works only with Showa Forks

6 = Conventional Showa Forks

7 = DO NOT INSTALL ON Sport, Deluxe, Customs, Huggers or Low models

warning: installing a lowering kit or shorter shocks will decrease initial ground clearance. the motorcycle will be lower to the ground & care should be taken to avoid bottoming, especially over bumps or in turns. to maintain proper balanced geometry, we commend lowering the front & the rear of the motorcycle equally.

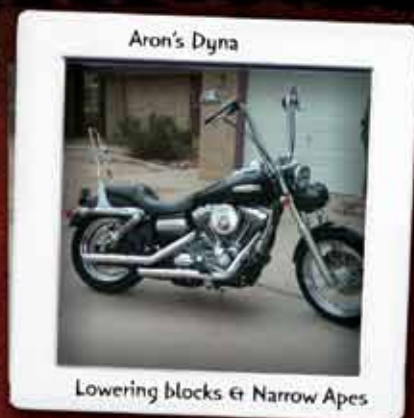
Model: TOURING	PART#	MSRP
✂ FLH/FLT/FLHR 78-09 ^(4,5)	B28-100	\$ 99.95

Model: Softail		
✂ FXST/FLST 84-09 ^(1,3)	B28-100	\$ 99.95
✂ FXSTS/FXSTSB ALL ⁽²⁾	B28-115	\$ 149.95

Model: DYNA		
✂ FXD 39mm 91-05 ^(ALL,6)	B28-105	\$ 99.95
✂ FXDWG 41mm 93-05	B28-100	\$ 99.95
✂ FXD 41mm 06-09 ^(ALL)	B28-102	\$ 104.95

Model: FX - FXR		
✂ FXRD 35mm 83-86 ⁽⁶⁾	B28-110	\$ 99.95
✂ FXRT 35mm 83-87 ⁽⁶⁾	B28-110	\$ 99.95
✂ FXE/FXEF 35mm 84-85 ⁽⁶⁾	B28-110	\$ 99.95
✂ FXSB 35mm 84-85 ⁽⁶⁾	B28-110	\$ 99.95
✂ FXR 35mm 84-87 ⁽⁶⁾	B28-110	\$ 99.95
✂ FXRS Sport 35mm 85-86 ⁽⁶⁾	B28-110	\$ 99.95
✂ FXR 39mm 87-94 ^(All Models, 6)	B28-105	\$ 99.95

Model: SPORTSTER		
✂ XL 35mm 84-87 ⁽⁶⁾	B28-110	\$ 99.95
✂ XL 39mm 88-09 ^(7,6)	B28-105	\$ 99.95



LOWERING BLOCKS

✂ Burly Brand Lowering Blocks

Inexpensive and quick to install, Burly Lowering Blocks are the time tested method to drop virtually any HD without breaking the bank. A bike lift and a few wrenches are all that it takes to pull up to an inch and a half out of the rear of most year Sporties, Dynas and FLH (Baggers). We also offer several kits for the Softail style chassis and a new design for the updated chassis on the 2009 and up Touring models.

New for
2010



Model: TOURING

BLACK PART#	MSRP	CHROME PART#	MSRP
✂ FLH/FLT 85-96 ⁽⁷⁾	B28-275 \$104.95	B28-275CH \$104.95	
✂ FLH/FLT/FLHR 97-01 ⁽⁵⁾	B28-279 \$104.95	B28-279CH \$124.95	
✂ FLH/FLT/FLHR 02-08 ^(5,6)	B28-42007 \$98.99	N/A N/A	
✂ FLH/FLT/FLHR 09-10 ^(5,6)	B28-42008 \$129.95	N/A N/A	

Model: DYNA

✂ FXD/FXDWG 91-99 ⁽⁸⁾	B28-282 \$109.95	N/A N/A	
✂ FXD/FXDWG 00-01 ⁽⁸⁾	B28-281 \$119.95	N/A N/A	
✂ FXD/FXDWG 06-10 ⁽⁸⁾	B28-22007 \$119.95	B28-22007CH \$124.95	



Model: SPORTSTER

✂ XL 86 ^(10,11)	B28-276 \$79.95	B28-276CH \$94.95	
✂ XL 89-99 ^(10,11)	B28-276 \$79.95	B28-276CH \$94.95	
✂ XL 00-03 ⁽¹⁰⁾	B28-260 \$79.95	B28-260CH \$94.95	
✂ XL 05-10 ⁽¹⁰⁾	B28-52007 \$109.95	B28-52007CH \$119.95	



Model: SOFTAIL

	FIXED	MSRP	ADJUSTABLE BLACK	MSRP	ADJUSTABLE CHROME	MSRP
✂ FXST/FLST 84-88 (all models)	B28-250 ⁽⁴⁾	\$99.95				
✂ FXST/FLST 89-99 (all models)	B28-205 ⁽²⁾	\$79.95	B28-255 ⁽⁴⁾	\$99.95	B28-255CH ⁽⁴⁾	\$129.95
✂ FXST/FLST 00-10 (all models, 1)	B28-258 ⁽⁵⁾	\$72.95	B28-257 ⁽⁴⁾	\$99.95	B28-257CH ⁽⁴⁾	\$109.95

NOTES:

1=Will not lower FLSTN 2"

2=Lowers bike 1.25"

3=Lowers bike 1"

4=Adjustable +1/2" to -2" Lower. Burly Brand recommends a maximum drop of 1 1/4"

5=Requires saddle bag modifications on FLHRC.

6=DO NOT INSTALL ON FLHRS OR FLHX

7='85-'92 models may require modifications to bag mounts for sufficient clearance when lowering kit is installed. Instructions included

8=FXD & FXDWG models only. Not for use with saddle bags. Not for use with aftermarket shocks, use only OE length shocks.

9=DO NOT INSTALL ON FXRT, FXRP or models equipped with OEM Saddlebags


10=DO NOT INSTALL ON Sport, Deluxe, Customs, Huggers or Low models

11=Does not fit early '89 models with clevis type shock mount

Warning: installing a lowering kit or shorter shocks will decrease initial ground clearance. the motorcycle will be lower to the ground & care should be taken to avoid bottoming, especially over bumps or in turns. to maintain proper balanced geometry, we commend lowering the front & the rear of the motorcycle equally.





APEHANGERS

- ✕ Swage Forming allows unlimited rotation of hand controls for greater comfort & superior ergonomics
 - ✕ Will not interfere with Hydraulic clutch housings
 - ✕ Slotted and drilled for easy internal wiring.
 - ✕ Will require longer cables and extension of handlebar wiring
-  Fly By Wire version designed for 2008 & newer Touring models



✕ 13" Apehangers for Baggers (1.25" tube)

Chrome	B28-341T	MSRP \$247.95
Black	B28-341TB	MSRP \$247.95
Chrome-Fly By Wire	B28-342T	MSRP \$285.95 
Black-Fly By Wire	B28-342TB	MSRP \$285.95 

Designed for HD Touring models with fork mounted fairing.

Height: 13" Width: 38.75" Pull Back: 10"



✕ 10" Apehangers (1.25" tube)

Chrome B28-308T MSRP \$178.95

Height: 10" Width: 35.5" Pull Back: 11.5"



See pg 13 for matched Gorilla Bar Clamp



*New for
2010*

✕ 12" Apehangers (1.25" tube)

Chrome # B28-350T MSRP \$178.90

Height: 12" Width: 37.5" Pull Back: 10"



See pg 13 for matched Gorilla Bar Clamp



*New for
2010*

✕ 14" Apehangers (1.25" tube)

Chrome B28-336T MSRP \$196.92

Black B28-336TB MSRP \$182.95

Chrome - Fly By Wire B28-347T MSRP \$203.49 

Height: 14" Width: 39" Pull Back: 10"

See pg 13 for matched Gorilla Bar Clamp




*New for
2010*

✕ 16" Apehangers (1.25" tube)

Chrome B28-315T MSRP \$191.05

Black B28-315TB MSRP \$182.95

Chrome - Fly By Wire B28-344T MSRP \$205.19 

Height: 16" Width: 38.75" Pull Back: 10"



See pg 13 for matched Gorilla Bar Clamp




*New for
2010*

✕ 18" Apehangers (1.25" tube)

Chrome B28-318T MSRP \$196.30

Black B28-318TB MSRP \$186.95

Chrome - Fly By Wire B28-345T MSRP \$211.08 

Height: 18" Width: 36.5" Pull Back: 10"

See pg 13 for
matched Gorilla
Bar Clamp



✕ 20" Apehangers (1.25" tube)

Chrome B28-317T MSRP \$202.60

Height: 20" Width: 36.25" Pull Back: 10"

NARROW BOTTOM APEHANGERS

Designed for Narrow Glide HD Front ends, including all Sportsters and many Dyna models. Slotted and drilled for easy internal wiring.

✂ 12" Narrow Apehangers (1" tube)

CHROME B28-348 MSRP \$ 144.95

BLACK B28-349 MSRP \$ 122.95

Height: 12" Width: 33" Pull Back: 6"

See Page 8 for matched cable kits

New for
2010

✂ 14" Narrow Apehangers (1" tube)

CHROME B28-338 MSRP \$ 144.95

BLACK B28-337 MSRP \$ 122.95

Height: 14" Width: 32.5" Pull Back: 7"

See Page 8 for matched cable kits

✂ 16" Narrow Apehangers (1" tube)

CHROME B28-340 MSRP \$ 144.95

BLACK B28-339 MSRP \$ 122.95

Height: 16" Width: 32.5" Pull Back: 7"

See Page 8 for matched cable kits

CABLE KITS

Complete install kits for 12", 14" & 16" Apehangers, includes braided steel brake line, extended clutch cable, extended throttle cables and all necessary wiring to install Burly 12", 14" or 16" Narrow Bottom Apes! 1997 thru 2010 Sportster applications with more models to come!

New for
2010



Complete cable kit in one box!

- ✕ Black Braided steel brake line
- ✕ Black Extended clutch cable
- ✕ Black Extended throttle cables
- ✕ All necessary wiring
- ✕ MSRP \$199.00

Year/Model	PART#	Application
✕ 97-03 Sportster	B30-1006	Apehanger Cable/Line Kit FOR 12" Apes
✕ 97-03 Sportster	B30-1000	Apehanger Cable/Line Kit FOR 14" Apes
✕ 97-03 Sportster	B30-1001	Apehanger Cable/Line Kit FOR 16" Apes
✕ 04-06 Sportster	B30-1007	Apehanger Cable/Line Kit FOR 12" Apes
✕ 04-06 Sportster	B30-1002	Apehanger Cable/Line Kit FOR 14" Apes
✕ 04-06 Sportster	B30-1003	Apehanger Cable/Line Kit FOR 16" Apes
✕ 07-10 Sportster	B30-1008	Apehanger Cable/Line Kit FOR 12" Apes
✕ 07-10 Sportster	B30-1004	Apehanger Cable/Line Kit FOR 14" Apes
✕ 07-10 Sportster	B30-1005	Apehanger Cable/Line Kit FOR 16" Apes

Jamey's Street Bob



16" Narrow Bottom Apes

Burly's Nightster



14" Narrow Bottom Apes

Pablo's XL1200N



12" Narrow Bottom Apes

Pablo's XL1200N




12" Narrow Bottom Apes



BEACH BARS

✂ Swage Forming allows max rotation of hand controls for greater rider comfort

 Fly By Wire version designed for 2008 and newer Touring models available in several bends


✂ Slotted and drilled for easy internal wiring.

✂ Will require longer cables & extension of wiring



✂ Burly Beach Bars (1.25" tube)

Chrome B28-313T MSRP \$177.40

Chrome-Fly By Wire B28-343T MSRP \$190.90 

Height: 2.875" Width: 38.5" Pull Back: 15.75"




See pg 13 for matched Gorilla Bar Clamp



✂ Burly Bikini Bars (1.25" tube)

Chrome B28-320T MSRP \$177.40

Chrome-Fly By Wire B28-346T MSRP \$190.90 

Height: 2.625" Width: 35.25" Pull Back: 14.75"



See pg 13 for matched Gorilla Bar Clamp



✂ Beach Bars (1" tube)

Chrome (not dimpled) B28-301X MSRP \$111.25

Chrome B28-300X MSRP \$111.25

Height: 4.75" Width: 37" Pull Back: 15.5"



✂ Burly Bikini Bars (1" tube)

Chrome (not dimpled) B28-303X MSRP \$106.00

Chrome B28-302X MSRP \$111.25

Height: 4" Width: 34.5" Pull Back: 13.5"



✂ Long Horn Bars (1" tube)

Chrome B28-304X MSRP \$111.25

Height: 6.5" Width: 39" Pull Back: 18.5"



✂ Burly Classic Bars (1.25" tube)

Chrome B28-324T MSRP \$177.40

Height: 1" Width: 36" Pull Back: 7.75"

See pg 13 for matched Gorilla Bar Clamp



✂ Burly Knuckle Bars (1.25" tube)

Chrome B28-310T MSRP \$177.40

Height: 5" Width: 35" Pull Back: 12"



See pg 13 for matched Gorilla Bar Clamp



DRAG BARS

- ✂ Swage Forming allows unlimited rotation of hand controls for greater comfort & superior ergonomics
- ✂ Will not interfere with Hydraulic clutch housings
- ✂ Slotted and drilled for easy internal wiring. - May require longer cables & extension of handlebar wiring
- ✂ Bars are 1" dia at the grips and clamp areas. 3.5" Center to Center bolt pattern fits most HD apps.
- ✂ Burly XX Drag bars Style utilize massive 1.5" tubing



✂ 6.5" Rise Burly XX Drag Bars (1.5" tube)
 Chrome Part# B28-385 MSRP \$265.60
 Height: 6.5" Width: 31.5" Pull Back: 3.5"



✂ 0" Rise Burly Drag Bars (1.25" tube)
 Chrome Part# B28-333T MSRP \$121.75
 Height: 0" Width: 31" Pull Back: 5.75"
 See pg 13 for matched Gorilla Bar Clamp



✂ 8" Rise Burly XX Drag Bars (1.5" tube)
 Chrome Part# B28-386 MSRP \$265.60
 Height: 8.25" Width: 31.5" Pull Back: 4"



✂ 7" Rise Burly Drag Bars (1.25" tube)
 Chrome Part# B28-306T MSRP \$183.70
 Height: 7.25" Width: 33.5" Pull Back: 6.75"



✂ 10" Rise Burly XX Drag Bars (1.5" tube)
 Chrome Part# B28-387 MSRP \$256.60
 Height: 9.75" Width: 31.5" Pull Back: 5.5"



✂ 9.5" Rise Burly Drag Bars (1.25" tube)
 Chrome Part# B28-307T MSRP \$183.70
 Height: 9.25" Width: 30.5" Pull Back: 7.75"



GORILLA BAR CLAMP

✕ The perfect compliment to 1.25" bars. Works with most OEM and aftermarket risers and cleans up the transition from 1" clamped area to the 1.25" bars. Includes chrome hardware.



New for
2010

✕ B30-0000CH Gorilla Bar Clamp MSRP \$49.95

LITE CLUTCH

✕ Clutch action on most Big Twins leaves a bit to be desired. Engagement is heavy handed and more than a few seconds at a stop light can become downright painful. The Burly Lite Clutch increases the leverage at the clutch and reduces the effort needed to pull the handle in. Install is simple and it fits most Big Twins as well as early model Sportsters.

- ✕ Lite Clutch reduces effort required to pull clutch lever by 40%
- ✕ Lessens rider fatigue and provides smoother, easier clutch action.
- ✕ Ideal for women riders, or stop-and-go traffic.
- ✕ The Lite Clutch fits inside the primary cover on Sportster® models
- ✕ Installs inside the transmission cover on Big Twins.
- ✕ Extends the clutch operating mechanism for improved leverage.
- ✕ Can be installed in under 30 minutes on most bikes.



- ✕ B17-115 Lite Clutch kit for most Big Twin Models MSRP \$24.95
FXST/FLST(all 87-99)
Dresser FLT/FLHT/FLHS/FLHR(all 87-99)
FXRP(87-94)
FXD(91-99)
DOES NOT FIT; FXR, FXRS, FXLR, FXRT, FXRS-SP



- ✕ B17-116 Lite Clutch kit for Sportster® Models MSRP \$24.95
XL Sportster, 5 Speed (91-93), 4 Speed (86-90)



BURLY BRAND DEALERS AND DISTRIBUTORS



Custom Chrome Europe (Germany)
W&W Cycles (Germany)
Parts Europe (Germany)



Zodiac (Netherlands)
M/C Storehouse (Netherlands)



Motospeed (Sweden)



MAG Europe (England)



Cassons (Australia)



Plot (Japan)



Biker's Choice
Custom Chrome
Drag Specialties
MC Advantages
Mid-USA
Parts Unlimited
Tucker Rocky
Van Leeuwen Enterprises
Western Power Sports



Motovan
Parts Canada

Harley Davidson is a registered Trademark of the Harley Davidson Motor Company Inc., Milwaukee, WI. Burly Brand is not affiliated with Harley Davidson® or any other motorcycle manufacturer.

Copyright © 2010 Burly Brand

WWW.BURLYBRAND.COM



Want to see what's new with Burly? Need to know which parts fit your bike? Check it all out at burlybrand.com

For the most up to date images and info, also check out :

www.facebook.com/burlybrand

Want a free shirt? Send us a pic of your bike (and yourself, if you like!) if we publish it as our Bike of the Month we'll send you a free Burly Brand shirt!





Committed To Custom



6900 Marlin Circle, La Palma, CA 90623 - USA
877.367.1871 714.367.1871 Fax - 714.523.3220
<http://www.burlybrand.com>